



FORM NO. 10BB

[See Rule 16CC]

Audit report under section 10(23C) of the Income-tax Act, 1961, in the case of any fund or trust or institution or any university or other educational institution or any hospital or other medical institution referred to in sub-clause (iv) or sub-clause (v) or sub-clause (vi) or sub clause(via) of section 10(23C).

- (i) We have examined the Balance Sheet as at 31/03/2017 and the Income and Expenditure or Profit and Loss Account for the year ended on that date attached here with of CHAITANYA BHARATHI INSTITUTE OF TECHNOLOGY AABTC1906A (name and PAN of fund or trust or institution or any university or other educational institution or any hospital or other medical institution).
- (ii) We certify that the Balance Sheet and the Income and Expenditure Account or Profit and Loss Account are in agreement with the books of account maintained by the head office at HYDERABAD TELANGANA and 0 branches.
- (iii) Subjects to comments below
 - (a) We have obtained all the information and explanations which to the best of our knowledge and belief were necessary for the purpose of the audit.
 - (b) In our opinion, proper books of account have been kept by the head office and branches of the above-named fund, or trust, or institution or any university or other educational institution or any hospital or other medical institution so far as appears from our examination of the books of account.
 - (c) In our opinion and to the best of our information and according to the information given to me/us, the said accounts read with notes thereon, if any, give a true and fair view -
 - (1) In the case of the Balance Sheet, of the state of affairs of the above-named fund, or trust, or institution or any university or other educational institution or any hospital or other medical institution as at 31/03/2017 and
 - (2) In the case of Income and Expenditure Account or Profit and Loss Account, surplus or deficit or profit or loss for the year ended on that date.

Where any of the matters stated in this report is answered in the negative, or with a qualification, the report shall state the reasons for the same

The prescribed particulars are annexed herewith :

For P.MURALI & co.,
Chartered Accountants

P. Mohana Rao
(MURALI MOHANA RAO P)
PARTNER

Membership No: 023412
Registration No: 007257S



Place :HYDERABAD
Date : 24/10/2017

**Annexure
Statement of Particulars
PART A-GENERAL**

- | | |
|---|---|
| 1. Name of the fund or trust or institution or any university or other educational institution or any hospital or other medical institution. | CHAITANYA BHARATHI INSTITUTE OF TECHNOLOGY |
| 2. Address | |
| Flat/Door/Block No. | CBIT POST |
| Name of Premise/ Building/ Village | CBIT CAMPUS |
| Road/ Street /Post Office | |
| Area/ Locality | KOKAPET (V),GANDIPET |
| Town/ City/ District | HYDERABAD |
| State | ANDHRA PRADESH |
| Pin Code | 500075 |
| 3. Permanent Account Number | AABTC1906A |
| 4. Assessment Year | 2017-2018 |
| 5. Sub-clause of section 10(23C) under which the fund or trust or institution or any university or other educational institution or any hospital or other medical institution is seeking exemption. | (vi) |

6. Number and date of notification/approval of the fund or trust or institution or any university or other educational institution or any hospital or other medical institution.

Number of notification/approval	Date of notification/approval
ACTE F.NO.730-50-203(E)/ET/97	02-May-2008
OU NO.936/H/14/1601-MCA/10-11	25-Oct-2010

PART B - APPLICATION OF INCOME FOR CHARITABLE OR RELIGIOUS OR EDUCATIONAL OR PHILANTHROPIC PURPOSES

- | | |
|--|--------------------|
| 7. Nature of charitable/ religious/ educational/ philanthropic activity [as referred to in sub-clauses (iv),(v),(vi) or (via) of section 10(23C)] | 10(23C)(vi) |
| 8. Total income of the previous year of the fund or trust or institution or any university or other educational institution or any hospital or other medical institution | 672547120 |

9. Amount of income of the previous year applied during the year wholly and exclusively to the objects for which it is established **517568782**
10. Amount of income of the previous year accumulated for application, wholly and exclusively, to the objects for which it is established, to the extent it does not exceed 15% of income of that year. **100882068**
11. Amount of income, exceeding 15% of income of the year, accumulated in accordance with clause (a) of the third proviso to section 10(23C). **54096270**
12. (a) Whether, during the previous year, any part of the income, not exceeding 15% of income accumulated in any earlier year, was applied for purposes other than to the objects for which it is established or has ceased to be accumulated for application thereto? **No**
- (b) If the answer to (a) above is 'yes', then give details of income so applied or ceased to be so accumulated
13. (a) Whether, during the previous year, any part of the income of any earlier year exceeding 15% of the income, that was accumulated in accordance with clause (a) of the third proviso to section 10(23C) in that year, was applied for purposes other than to the objects for which it is established or has ceased to be accumulated for application thereto? **No**
- (b) If the answer to (a) above is 'yes', then give details of income so applied or ceased to be so accumulated
14. (a) Whether, during the previous year, any part of the income of any earlier year exceeding 15% of the income, that was accumulated in accordance with clause (a) of the third proviso to section 10(23C) in that year, was not utilised for purposes for which it was accumulated during the period for which it was to be accumulated? **No**
- (b) If the answer to (a) above is 'yes', then give details thereof, together with amount of income not so utilised.

PART C - OTHER INFORMATION

15. (a) Whether any funds, other than the assets or voluntary contributions referred to in clause (b) of the third proviso to section 10(23C), were invested or deposited for any period during the previous year, otherwise than in the forms and modes specified in sub-section (5) of section 11. **No**
- (b) If the answer to (a) above is 'yes', then give details as under :
16. In relation to any income being profits and gains of business, -

- (a) whether the business was incidental to the attainment of the objectives of the fund or trust or institution or university or other educational institution or hospital or other medical institution ? X
- (b) whether separate books of account were maintained in respect of such business ? X
- (c) if the answer to (a) and/or (b) above is 'no', then state the amount of such income.
17. (a) whether during the previous year, any part of the accumulated income was paid or credited to any trust or institution registered under section 12AA or to any fund or trust or institution or any university or other educational institution or any hospital or other medical institution referred to in sub-clause (iv) or sub-clause (v) or sub-clause (vi) or sub-clause (via) of clause (23C) of section 10 ? No
- (b) if the answer to (a) above is 'yes', then give details thereof, together with the amount of income so paid or credited.
18. (a) Whether any voluntary contribution, other than voluntary contribution in cash or voluntary contribution of the nature referred to in clause (b) of the third proviso to section 10(23C), was held during the previous year, otherwise than in any of the forms or modes specified in sub-section (5) of section 11, after the expiry of one year from the end of the previous year in which such voluntary contribution was received ? No
- (b) if the answer to (a) above is 'yes', then give details thereof, including the amount of such voluntary contribution.
19. (a) whether any anonymous donation referred to in section 115 BBC was received during the year? (See notes 2 &3) No
- (b) if the answer to (a) above is 'yes', then state the amount of such anonymous donation.

Place :HYDERABAD
Date : 24/10/2017

For P.MURALI & co.,
Chartered Accountants

P. mmo
(MURALI MOHANA RAO P)
PARTNER

Membership No: 023412
Registration No: 007257S



CHAITANYA BHARATHI INSTITUTE OF TECHNOLOGY - HYDERABAD 500 075

BALANCE SHEET AS ON 31.03.17

Figures in Rs.

LIABILITIES	Schedule (Page No.)	2016-17 Rs.	2015-16 Rs.
Capital Fund			
As per Schedule	1 (3)	43,58,07,319	24,04,43,799
Reserves & Surplus			
Capital Subsidy	IA (3)	0	7,57,181
Loan from Andhra Bank		0	10,60,00,000
Term Loan from Andhra Bank(Student Transport)		20,94,200	51,01,097
Outstanding Liabilities	2 (3)	3,02,02,504	3,24,05,704
Outstanding Liabilities for capital expenditure	3 (4)	5,54,213	
Other Liabilities	3 (4)	23,31,71,566	22,38,85,998
TOTAL		70,18,29,802	60,85,93,780

ASSETS	Schedule (Page No.)	2016-17 Rs.	2015-16 Rs.
Fixed Assets			
As per schedule	4 (5)	27,05,86,400	23,02,01,218
Current Assets &			
Advances			
a) Cash at Bank	14 (11)	5,63,92,353	4,48,53,405
b) Fixed Deposits		6,49,60,664	1,58,04,182
c) Interest accrued on above Fixed Deposits		5,06,024	2,65,515
d) Tuition Fees Receivable		26,40,57,286	27,58,37,443
f) Other Deposits	5 (6)	17,88,298	15,63,622
g) Advances	6 (6)	4,35,32,526	3,99,85,816
h) Stock of Cement		6,250	0
i) Stock of Steel		0	82,579
TOTAL		70,18,29,802	60,85,93,780


ADMN.OFFICER


Member
Board of Management

For P. MURALI & CO.,
Chartered Accountants



Partner


PRINCIPAL



PRESIDENT

CHAITANYA BHARATHI INSTITUTE OF TECHNOLOGY, HYDERABAD - 75

INCOME AND EXPENDITURE STATEMENT FOR THE YEAR ENDED 31.03.17


INCOME	Schedule (Page No.)	2016-17 Rs.	2015-16 Rs.
Gross Fees	7 (7)	61,86,20,260	54,45,89,543
Interest on F.D.Rs		36,41,240	45,84,811
Other Income	8 (7)	5,02,85,620	6,69,51,123
TOTAL		67,25,47,120	61,61,25,477
EXPENDITURE	Schedule (Page No.)	2016-17 Rs.	2015-16 Rs.
Establishment Charges	9 (8)	40,22,28,959	45,07,50,151
Transport Charges	10 (8)	6,74,608	6,97,735
Administrative Expenses	11 (9)	1,98,96,264	2,36,09,876
Lab Recurring Expenses	12 (10)	84,22,297	71,30,272
Students Activities	13 (10)	32,12,150	20,28,276
Estate Maintenance		9,41,546	3,81,128
Repairs & Rennovation		73,73,547	15,73,417
Depreciation	4 (5)	2,70,55,068	2,98,75,450
Building Maintenance		41,69,050	14,44,767
Interest on Loans		32,10,111	43,50,249
Excess of Income over Expenditure		19,53,63,520	9,42,84,156
TOTAL		67,25,47,120	61,61,25,477


ADMIN.OFFICER


Member
Board of Management

For P. MURALI & CO.,
Chartered Accountants



Partner



PRINCIPAL

PRESIDENT

CHAITANYA BHARATHI INSTITUTE OF TECHNOLOGY
SCHEDULES FORMING PART OF STATEMENTS OF ACCOUNT

CAPITAL FUND : SCHEDULE - 1

Sl.No	Particulars	2016-17 Rs.	2015-16 Rs.
1	Opening balance as on 01-04-2016	24,04,43,799	14,61,59,643
	Add : Excess of Income over expenditure for the year 2016-17	19,53,63,520	9,42,84,156
TOTAL		43,58,07,319	24,04,43,799

Reserves & Surplus : SCHEDULE - I A

	2016-17 Rs.	2015-16 Rs.
Capital Subsidy	-	7,57,181

OUTSTANDING LIABILITIES : SCHEDULE - 2

Sl.No	Particulars	2016-17 Rs.	2015-16 Rs.
1	Electricity Charges (HT)	8,21,834	8,60,975
2	Interest payable to Andhra Bank		9,23,697
3	Water Charges		-
4	Salaries payable	2,74,53,295	2,59,63,516
5	Sports & Games	95,131	12,723
6	Miscellaneous	14,780	6,38,400
9	Library Recurring	11,067	2,577
10	EPF Management Contribution	5,44,643	5,32,946
11	ESI Mgt. Contribution	23,805	18,312
12	Administrative Expenditure (EPF)	39,033	38,194
13	EDLIF	22,701	22,221
14	Different Parties	7,61,428	9,79,122
15	Lab Recurring Biotechnology		--
16	Lab Rec Chemical	1,000	3,850
17	Conveyance		--
19	Remuneration	28,725	18,007
20	Vehicle Maintenance	2,00,254	1,54,620
23	Lab Rec. CSE		8,026
24	Different Travel agents		21,56,220
25	Vehicle hire charges	1,666	--
26	Affiliation fees		--
27	Rana Ravindra Kumar	360	--
28	Sruthi Expenditure	1,63,992	--
29	Hospitality expenditure		7,493
30	Sri Sai Telecom Services		9,441
31	Property Tax		55,364
32	Lab Recurring Civil	10,000	
33	ESS Handicrafts	8,790	
TOTAL		3,02,02,504	3,24,05,704

OUTSTANDING LIABILITIES FOR CAPITAL EXPENDITURE : SCHEDULE - 3

Sl.No	Particulars	2016-17 Rs.	2015-16 Rs.
1	Lab Non Rec. Chemical Engg.	4,29,167	
2	Lab Non Rec. civil Engg.	1,25,046	
	TOTAL	5,54,213	

OTHER LIABILITIES : SCHEDULE - 3 Continued

Sl.No	Particulars	2016-17 Rs.	2015-16 Rs.
1	F.S.D.	4,74,568	22,21,432
2	Consultancy	6,95,821	6,80,121
3	E.P.F. Subscription	11,69,114	10,39,014
4	Advance from CBES	17,87,19,957	17,87,19,957
5	Quarter Rent	14,000	14,000
6	Canteen Deposit	-	2,00,000
7	Income tax From Employees	25,20,430	21,83,905
8	Income tax from Contractors	66,112	1,37,940
9	G.S.L.I.	50,280	51,580
10	G.S.L.I. Receivable	5,713	5,913
11	L.I.C - Staff Recovery	4,63,301	4,22,624
12	Professional Tax	1,00,950	95,250
13	Examination Fees	34,04,225	36,32,795
14	Conferences & Seminar Receipts	4,99,325	4,89,325
15	Training & Placement	61,56,892	34,31,928
16	Electricity Charges Payable to CBES	1,842	2,448
17	Shortage of attendance (Medical Condonation)	-	18,59,626
18	ESI Employees Contribution	28,674	6,871
19	EMD Contractors	3,13,092	20,86,195
20	Payable to Transport A/c.	99,600	60,600
21	Miscellaneous Deposits	8,65,515	7,84,107
22	OSAF	1,86,750	3,95,140
23	Donations(for awarding medals)	10,000	10,000
24	Common Service fees	2,40,04,782	1,49,06,482
25	AICTE PROJECTS	6,74,133	5,41,825
26	Induction Programme	-	1,92,733
27	online exam remuneration	39,513	49,000
28	Admission Registration & Recognition	1,15,15,000	85,71,000
29	Toast Master	-	2,450
30	Security Deposit Students transport	9,00,000	10,00,000
31	Employees Contribution recovery from salaries	1,91,977	91,738
	TOTAL	23,31,71,566	22,38,85,998

CHAITANYA BHARATHI INSTITUTE OF TECHNOLOGY
SCHEDULE OF FIXED ASSETS AS ON 31.03.17 : SCHEDULE - 4

Sl.No	Particulars	Written down value of Assets as on 01-04-2016 Rs.	Additions		Deletions	Total as on 31.03.17 Rs.	Percentage	Depreciation		Total Depreciation	Written down value of Assets as on 31.03.17 Rs.
			01.04.16 to 30.09.16 Rs.	01.10.16 to 31.03.17				More than 180 days	Less than 180 days		
1	2	3	4	5	6	7	8	9			
1	Buildings	7,88,25,573	37,81,474	23,01,464		8,49,08,511	10%	8260705	1,15,073	83,75,778	7,65,32,733
2	Furniture	1,41,91,390	35,17,994	1,05,77,777		2,82,87,161	10%	1770938	5,28,889	22,99,827	2,59,87,334
3	Library	8,50,579	1,77,243	8,67,147		18,94,969	60%	616693	2,60,144	8,76,837	10,18,132
4	Lab Equipment	3,12,98,674	68,29,383	1,73,39,898		5,54,67,955	15%	5719209	13,00,492	70,19,701	4,84,48,254
5	Computers	76,67,990		1,86,800		78,54,790	60%	4600794	56,040	46,56,834	31,97,956
6	Software	1,46,495		55,635		2,02,130	60%	87897	16,691	1,04,587	97,542
7	Vehicles	11,53,278		9,96,071		21,49,349	15%	172992	74,705	2,47,697	19,01,652
8	Transport vehicles	1,27,32,562				1,27,32,562	15%	1909884	-	19,09,884	1,08,22,677
9	Electrical Installations	26,06,591	2,03,660	6,80,043		34,90,294	10%	281025	34,002	3,15,027	31,75,267
10	Telephone Installations	3,34,167				3,34,167	10%	33417	-	33,417	3,00,750
11	Guest House Furniture & Fixtures	1,73,745				1,73,745	10%	17374	-	17,374	1,56,370
12	Guest House Equipment	26,631				26,631	10%	2663	-	2,663	23,967
13	Buildings under construction	7,48,57,851	48,88,009	1,18,79,357		9,16,25,217		0	-	-	9,16,25,217
14	Soalr System	15,73,156				15,73,156	10%	157316	-	1,57,316	14,15,840
15	Generator	-	31,58,295			31,58,295	15%	473744	-	4,73,744	26,84,551
16	Fire Safety Equipment	37,62,537				37,62,537	15%	564381	-	5,64,381	31,98,156
	TOTAL	23,02,01,218	2,25,56,058	4,48,84,192	-	29,76,41,468		2,46,69,032	23,86,036	2,70,55,068	27,05,86,400

[Signature]
ADMN.OFFICER

[Signature]
PRINCIPAL

[Signature]
Member
Board of Management

[Signature]
PRESIDENT

For P. MURALI & CO.
Chartered Accountants

Partner

OTHER DEPOSITS : SCHEDULE - 5

Sl.No	Particulars	2016-17 Rs.	2015-16 Rs.
1	Santosh Service Station	6,000	6,000
2	Gold Medal Deposit	40,589	40,589
3	Security Deposit	15,000	15,000
4	Deposit with Electricity Dept.	16,19,888	13,95,212
5	Telephone Deposit	12,000	12,000
6	Gratuity Deposit	94,821	94,821
TOTAL		17,88,298	15,63,622

ADVANCES : SCHEDULE - 6

Sl.No	Particulars	2016-17 Rs.	2015-16 Rs.
1	Festival Advance	4,76,250	3,81,250
2	Advance for Expenses	3,69,01,958	3,39,37,649
3	Receivable from MGIT	9,05,050	9,20,407
6	MGIT Electricity Charges	2,64,283	4,17,883
7	Hostel Water Charges	15,300	15,300
8	Marvel Hospitality Water Charges		22,720
9	Marvel Hospitality Electricity Charges		52,061
11	TDS Receivable	15,83,859	15,38,658
12	Bank Electricity Charges	56,531	25,541
13	Receivable from Civil Contractors	1,74,347	1,74,347
17	Income Tax Refund	25,00,000	25,00,000
18	Loan to CBES	48,797	-
19	Receivable from Parties	5,078	-
20	Prepaid expenses	63,482	-
21	KMK Event Management Electricity charges	46,541	
22	KMK Event Management Water charges	36,050	
23	Receivable from KMK Event Management Ltd.,	4,55,000	
	TOTAL	4,35,32,526	3,99,85,816

GROSS FEES : SCHEDULE - 7		2016-17 Rs.	2015-16 Rs.
	Tuition fee Fee collection for the year 2016-17	63,04,00,417	45,58,58,838
Less :	Opening Fee Receivables	27,58,37,443	18,71,06,738
		35,45,62,974	26,87,52,100
Add:	Fee Receivable at the year end	26,40,57,286	27,58,37,443
	TOTAL	61,86,20,260	54,45,89,543

OTHER INCOME : SCHEDULE - 8

Sl.No	Particulars	2016-17 Rs.	2015-16 Rs.
1	ECET/ICET Rental charges	4,22,628	5,52,099
2	General Damages	25,125	18,300
3	Library Fine	3,43,988	2,41,542
4	Canteen Rental Charges	6,37,500	75,000
5	Miscellaneous	3,51,45,745	4,84,02,199
6	Xerox Rental Charges	6,000	8,000
7	Interest others	2,55,461	1,08,505
8	Consultancy Services	48,700	31,300
9	Tuition fees fine	13,10,108	17,93,586
10	Scrap	97,633	2,27,450
12	Soft Skills course	3,26,000	3,32,000
13	Transport	76,19,646	1,51,61,142
14	Shortage of Attendance(Medical Condonation fee)	32,89,905	
15	Capital Subsidy	7,57,181	
	TOTAL	5,02,85,620	6,69,51,123

ESTABLISHMENT CHARGES : SCHEDULE - 9

Sl.No	Particulars	2016-17 Rs.	2015-16 Rs.
1	Teaching staff salaries	26,81,31,332	23,49,52,024
2	Non-Teaching Staff Salaries	11,42,56,813	10,75,71,973
3	Remuneration	64,950	2,15,675
4	Special Allowance	4,01,403	5,97,000
5	Surrender of E.L.	50,39,296	70,74,702
6	Gratuity	66,49,733	9,24,69,746
7	E.P.F. Management Contribution	63,92,630	62,97,775
8	Medical Assistance	36,861	18,940
9	Mediclaim insurance for staff	10,22,865	13,65,993
10	ESI Management Contribution	2,33,076	1,86,323
		40,22,28,959	45,07,50,151

TRANSPORT CHARGES : SCHEDULE - 10

Sl.No	Particulars	2016-17 Rs.	2015-16 Rs.
1	Vehicle Maintenance	3,74,062	4,68,820
2	Road Tax	25,110	25,500
3	Vehicle Hire Charges	83,721	39,941
4	Vehicle Insurance Premium	1,91,715	1,63,474
	TOTAL	6,74,608	6,97,735

ADMINISTRATIVE EXPENSES : SCHEDULE - 11

Sl.No	Particulars	2016-17 Rs.	2015-16 Rs.
1	Membership fees	12,800	25,000
2	T.A. & D.A.	19,348	1,31,468
3	Admin. Charges (EPF)	4,62,782	4,41,364
4	EDLIF	2,69,203	2,81,096
5	Electricity Charges	65,28,667	67,77,003
6	Hospitality / Entertainment	9,34,658	6,54,388
7	Printing & Stationery	13,23,952	10,35,319
8	Administrative Expenditure	6,96,094	2,44,971
9	Telephone & Trunk Calls	1,26,625	1,55,426
10	Generator Expenses	4,45,506	2,31,752
11	Legal Fees	2,97,500	9,02,000
12	Internal Audit Fees	1,98,288	2,30,790
13	Affiliation Fees	6,84,500	8,42,100
14	Advertisement	9,57,423	10,35,955
15	Water Charges tankers	46,510	9,96,160
16	Water Charges (Manjeera)	-	1,07,520
17	Xerox	67,598	51,409
18	Internet	7,54,733	9,67,103
19	Intercom	28,379	37,614
20	Postage	33,186	43,581
21	Honorarium	1,24,000	1,04,250
22	I.S.O. 9001 - 2000	46,642	46,105
23	Locker Rent	2,128	2,109
24	Staff Uniform	37,100	1,05,051
25	Repairs & Maintenance	3,03,185	3,96,920
26	Electrical Maintenance	4,77,442	4,52,360
27	Insurance	2,68,850	1,15,000
28	Conveyance	3,87,458	2,55,616
29	Professional Charges	3,90,780	5,31,710
30	AICTE	1,00,000	6,00,000
31	AMC	12,22,034	10,45,326
32	PAPER PRESENTATION	20,600	35,400
33	ORIENTATION PROGRAMME	2,84,995	2,61,463
34	GREENARY	8,29,047	-
35	BANK CHARGES	10,265	8,985
36	SPONSORSHIPS	50,000	75,000
37	PROPERTY TAX	12,20,790	11,62,647
38	Communicando Expenses	29,889	49,735
39	NSS Expenditure	8,202	11,180
40	Statutory Audit Fee	1,15,000	1,14,000
41	Grant to TEQIP	-	30,00,000
42	Conference and Seminar Expenses	49,730	45,000
43	Research (Projects) Expenditure	30,375	-
	TOTAL	1,98,96,264	2,36,09,876

LAB RECURRING EXPENSES: Schedule - 12

Sl.No	Particulars	2016-17 Rs.	2015-16 Rs.
1	Civil Engineering	1,62,748	1,17,639
2	E.C.E.	2,20,125	1,02,317
3	Bio-technology	2,84,845	1,32,733
4	E.E.E.	42,562	72,199
5	Chemical Engineering	50,525	66,487
6	Mechanical Engineering	13,18,086	8,10,448
7	C.S.E.	14,85,898	9,94,829
8	Chemistry	1,87,264	1,03,603
9	Physics	20,000	70,000
10	Exam Branch	17,20,979	20,60,887
11	English Language Lab	8,245	50,615
12	Library	28,05,170	24,92,346
13	S.M.S.	1,650	1,550
14	MCA	1,231	2,500
15	Information Technology	23,770	6,998
16	Admn.Office	89,199	45,121
TOTAL		84,22,297	71,30,272

STUDENT ACTIVITIES : Schedule - 13

Sl.No	Particulars	2016-17 Rs.	2015-16 Rs.
1	SRUTHI	11,08,981	8,79,974
2	Student Projects	11,16,486	5,40,250
3	Students Tours	1,51,138	1,01,104
4	Sports & Games	4,20,945	1,67,308
5	Farewell party	51,125	15,160
6	Freshers Party	57,710	61,029
7	SUDHEE Expenditure	3,05,765	2,63,451
TOTAL		32,12,150	20,28,276

CASH AT BANK: SCHEDULE - 14

Sl.No	Particulars	2016-17 Rs.	2015-16 Rs.
1	A/c.No.2 - Andhra Bank, Kokapet	36,40,268	(6,65,334)
2	A/c.No.3 - Andhra Bank, Kokapet	4,32,09,393	3,83,15,781
3	A/c.No.238 - Andhra Bank, Kokapet	31,34,777	4,60,787
4	A/c.No.237 - Andhra Bank, Kokapet	50,000	50,000
6	A/c.No.287 Technical Services - Andhra Bank, Kokapet	7,23,560	7,07,860
7	Opening of New Account	53,750	53,750
8	A/c.No.70936 - Andhra Bank, Kokapet	11,09,362	28,70,186
10	A/c.No.23 - Andhra Bank, Kokapet	29,43,246	15,15,626
11	A/c.No.71047 - Andhra Bank, Kokapet	1,133	1,118
12	A/c.No.71405 - Andhra Bank, Kokapet	1,53,174	1,51,982
13	A/c.No.262 - Andhra Bank, Kokapet	25,779	25,808
14	A/c.No.4798 - Andhra Bank, Kokapet	25,219	24,266
15	A/c.No.301320 - Andhra Bank, Kokapet	44,525	42,847
16	A/c.No.4839 - Andhra Bank, Kokapet	2,08,083	2,45,872
17	A/c.No.5046 - Andhra Bank, Kokapet	2,97,835	2,88,633
18	A/c.No.71085 - Andhra Bank, Kokapet	1,927	1,880
19	A/c.No.70107 - Andhra Bank, Kokapet	14,818	14,269
20	A/c.No.4190 - Andhra Bank, Kokapet	2,19,530	2,13,091
21	SBI Banjarahills A/c	61,910	61,910
22	CBIT ICICI Bank A/c. No. 024501004798, Mehidipatnam	1,46,057	1,46,057
23	State Bank of India, Langer house	3,08,976	3,07,985
24	Faculty Fund TEQUIP Andhra Bank, Kokapet	4,758	4,758
25	Equipment Replacement Fund TEQIP Andhra Bank, Kokapet	4,758	4,758
26	Corpus Fund TEQIP, Andhra Bank, Kokapet	4,758	4,758
27	Maintenance Fund TEQIP Andhra Bank, Kokapet	4,758	4,758
	TOTAL	5,63,92,353	4,48,53,405